

- Brass Manifold
- Solid Ceramic Plungers
- Stainless Steel Plunger Guides and Check Valves
- Bronze Connecting Rods
- Heavy Duty Flat Base High Pressure Seals
- 57.6 oz. Capacity Vented Oil Bath Crank Case
- Max Fluid Temp, 160°F

NKC Series 30mm Keyed Solid Shaft Plunger Pumps

NKC Series super duty plunger pumps include a wide range of models with flow rates from 9.1 to 37.8 GPM and pressures up to 5075 PSI.

Other drive options include gas engine gear reduction and hydraulic motor flange

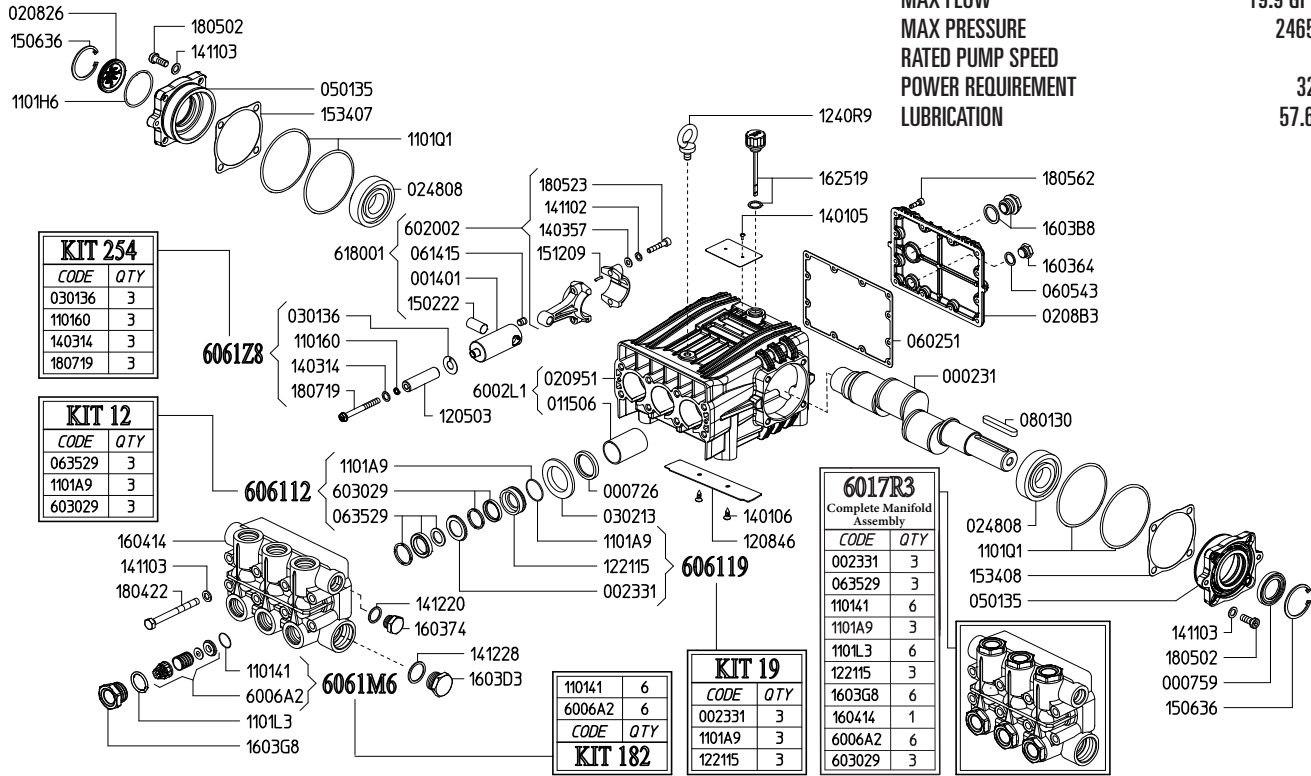
Applications include general pressure cleaning,, construction, hydro-excavation UHP fire fighting, mining and street cleaning.

	Model	Flow		Pressure		Plunger Dia.	Crankshaft		Power	Seal Kit	Valve Kit	Wt.
		GPM	l/min	PSI	bar		Stroke	Code				
1450 RPM	A NKC 35/350 R	9.1	34.6	5075	350	22mm	22.0mm	3	31.0 EBHP	6061.10	6061.J1	67 lbs
	A NKC 47/350 R	12.5	47.1	5075	350	22mm	30.0mm	F	42.5 EBHP	6061.10	6061.J1	67 lbs
	A NKC 55/300 R	14.1	53.4	4350	300	22mm	34.0mm	7	41.1 EBHP	6061.10	6061.J1	67 lbs
	A NKC 60/250 R	16.1	60.9	3625	250	25mm	30.0mm	F	39.0 EBHP	6061.11	6061.94	67 lbs
	A NKC 70/250 R	18.2	69.0	3625	250	25mm	34.0mm	7	44.2 EBHP	6061.11	6061.94	67 lbs
	B NKC 75/170 R	19.9	75.1	2465	170	28mm	30.0mm	F	32.8 EBHP	6061.12	6061.M6	67 lbs
	B NKC 85/170 R	23.0	87.0	2465	170	28mm	34.0mm	7	37.9 EBHP	6061.12	6061.M6	67 lbs
	B NKC 100/150 R	26.4	100.0	2175	150	30mm	34.0mm	7	38.4 EBHP	6072.02	6061.M6	67 lbs
	C NKC 130/130 R	33.3	126.2	1885	130	36mm	30.0mm	F	42.1 EBHP	6061.Q1	6061.S7	67 lbs
	C NKC 145/100 R	37.8	143.0	1450	100	36mm	34.0mm	7	36.7 EBHP	6061.Q1	6061.S7	67 lbs

NOTE: All pump models available with left-hand drive option. Substitute 'L' for "R" in model number when ordering (ex. NKC 145/100 L)

MAX FLOW
MAX PRESSURE
RATED PUMP SPEED
POWER REQUIREMENT
LUBRICATION

19.9 GPM / 75.1 L/MIN
2465 PSI / 170 BAR
1450 RPM
32.8 HP ELECTRIC
57.6 OZ UDOR LUBE



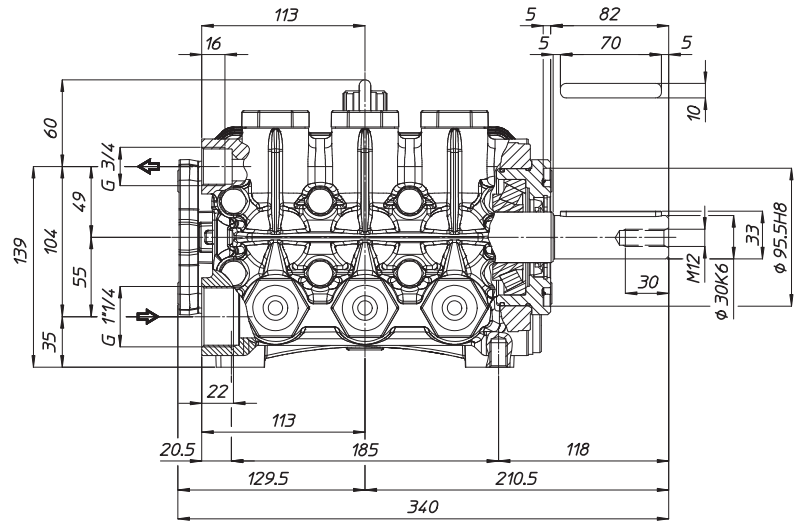
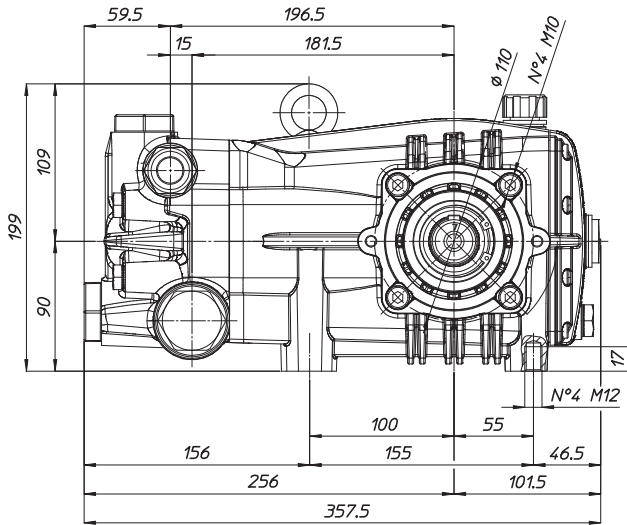
Revised 2-23-2022

Part #	Description	Qty	Part #	Description	Qty
0002.31	CRANKSHAFT 30MM	1	1412.20	BONDED WASHER D27.05 (G3/4")	1
0007.26	OIL SEAL D35	3	1412.28	BONDED WASHER D42.9 (G1-1/4")	1
0007.59	OIL SEAL	1	1502.22	PIN	3
0014.01	PLUNGER GUIDE	3	1506.36	SNAP RING	2
0023.31	UPPER RING D28 ^{D E}	3	1512.09	PIN D5X20	6
0115.06	BUSHING D35	3	1534.07	GASKET - BEARING FLANGE	1
0208.26	OIL SIGHT GLASS	1	1534.08	SPACER / GASKET	1
0208.B3	BACK COVER	1	1603.64	PLUG 3/8"	1
0209.51	CRANKCASE	1	1603.74	PLUG G3/4"	1
0248.08	BALL BEARING	2	1603.B8	OIL SIGHT GLASS W/GASKET	1
0301.36	SLINGER RING ^A	3	1603.D3	PLUG G1-1/4"	1
0302.13	SPACER	3	1603.G8	VALVE PLUG D28/30 ^E	6
0501.35	BEARING FLANGE	2	1604.14	HEAD D28/30 ^E	1
0602.51	GASKET - PUMP BODY	1	1625.19	OIL CAP W/GASKET	1
0605.43	GASKET - D17	1	1804.22	HEX BOLT M10X100	8
0614.15	SET SCREW	3	1805.02	ALLEN BOLT	8
0635.29	HIGH PRESSURE SEAL KIT D28 ^{B E}	3	1805.23	ALLEN BOLT M8X40	6
0801.30	KEY	1	1805.62	ALLEN BOLT M6X20	12
1101.41	O-RING - VALVE ^{C E}	6	1807.19	PLUNGER BOLT ^A	3
1101.60	O-RING - PLUNGER BOLT ^A	3	6002.L1	CRANKCASE ASSEMBLY	1
1101.A9	O-RING - PRESSURE RING ^{B D E}	3	6006.A2	VALVE ASSEMBLY W/O O-RING ^{C E}	6
1101.H6	O-RING - OIL SIGHT GLASS	1	6017.R3	COMPLETE MANIFOLD ASSEMBLY NK D28	1
1101.L3	O-RING - VALVE PLUG ^E	6	6020.02	CONNECTING ROD	3
1101.Q1	O-RING - BEARING FLANGE	4	6030.29	LOW PRESSURE SEAL KIT D28 ^{B E}	3
1205.03	CERAMIC PLUNGER D28	3	6180.01	CONNECTING ROD ASS'Y COMPLETE	3
1208.46	PLATE	1	6061.12	WATER SEAL KIT (KIT 12)	1
1221.15	PRESSURE RING D28 ^{D E}	3	6061.19	BRASS RING KIT D28 (KIT 19)	1
1240.R9	LIFTING HOOK M10	1	6061.M6	VALVE KIT (KIT 182)	1
1401.05	RIVET 3.5X8	2	6061.Z8	PLUNGER BOLT KIT (KIT 254)	1
1401.06	RIVET D4X10	2			
1403.14	WASHER - PLUNGER BOLT ^A	3			
1403.57	WASHER M8	6			
1411.02	SERRATED WASHER D8	6			
1411.03	WASHER	16			

^A Parts in 6061.Z8 (Kit 254).
^B Parts in 6061.12 (Kit 12).
^C Parts in 6061.M6 (Kit 182).
^D Parts in 6061.19 (Kit 19).
^E Parts in 6017.R3 (Complete Manifold Assembly).

*Dimensional Drawings are
Shown in Millimeters.
To Convert to Inches,
Multiply Dimension x 0.03937*

NK SERIES PUMPS 28mm & 30mm Plungers



TORQUE SPECS

Ref.	Description	Ft./lb.	Nm	Loctite®
1	Head Bolts	37	50	-
2	Valve Caps	88	120	243
3	Inlet Cap	133	180	-
4	Outlet Cap	88	120	243
5	Bearing Flange Bolts	37	50	-
6	Rear Cover Bolts	8	11	-
7	Connecting Rod Bolts	19	25	243
8	Plunger Bolts	22	30	270
9	Valve Cover Bolts	-	-	-
10	Oil Drain Plug	8	11	-

